



D65 POWERSCHOOL TRAINING

Student Information System (SIS)



PS Access

1. PowerSchool SIS
2. The D65 SIS Manager will provide access to PowerSchool
 - a. If there is something you don't have access to, please send a ticket to sishelp@district65.net
3. <https://district65.powerschool.com/teachers>














PowerSchool SIS

PS Teacher Pro Home Screen

Navigation

- PowerTeacher Pro
- Start Page
- Daily Bulletin
- Schedule
- Staff Directory
- Student Reports
- Student Directory
- Meals
- Reports
- Recommendations
- Attendance Summary
- Bell Schedule
- BrightArrow Search
- Device Manager
- Attendance Summary

Current Classes

Exp	Course	Sec #	Attendance Status	Take Attendance	Multi-Day Attendance	Seating Chart	Submit Lunch Counts	Student Information	Message Students	Message Parents	Print Class Reports
HR(M-F)	K Homeroom PowerTeacher Pro	40									
All current students (enrolled as of today)											












Attendance

This is a major part of your daily responsibility

Elementary - Must take attendance in your homeroom

Middle School - Must take attendance in each period

All schools - NEW: every student gets an attendance code

Exp	Course	Sec #	Attendance Status	Take Attendance	Multi-Day Attendance	Seating Chart	Submit Lunch Counts	Student Information	Message Students	Message Parents	Print Class Reports
HR(M-F)	K Homeroom PowerTeacher Pro	40									
All current students (enrolled as of today)											

Attendance

IA In Attendance inside Building; Counts as Present

A Absent

RL Remote Learning

T Tardy



Student Information

This page will display your students' basic demographic information

Current Classes

Exp	Course	Sec #	Attendance Status	Take Attendance	Multi-Day Attendance	Seating Chart	Submit Lunch Counts	Student Information	Message Students	Message Parents	Print Class Reports
HR(M-F)	K Homeroom PowerTeacher Pro	40									
All current students (enrolled as of today)											

Student Directory

This section will display all students in your school

Find their homeroom and demographic information

The screenshot displays the PowerSchool SIS interface. The top navigation bar is blue with the PowerSchool SIS logo on the left and a user profile icon on the right. Below the navigation bar, the page title "Washington Ele" is visible. On the left side, there is a "Navigation" menu with the following items: PowerTeacher Pro, Start Page, Daily Bulletin, Schedule, Staff Directory, Student Reports, Student Directory (highlighted in yellow), Meals, Reports, Recommendations, Attendance Summary, Bell Schedule, BrightArrow Search, Device Manager, and Attendance Summary. The main content area is titled "Current Classes" and features a table with the following columns: Exp, Course, Sec #, Attendance Status, Take Attendance, Multi-Day Attendance, Seating Chart, Submit Lunch Counts, and Stu Inform. The table contains one row for "K Homeroom" with a "PowerTeacher Pro" link, a section number of "40", and various icons representing attendance, multi-day attendance, seating chart, and lunch counts. Below the table, there is a text link: "All current students (enrolled as of)".

Exp	Course	Sec #	Attendance Status	Take Attendance	Multi-Day Attendance	Seating Chart	Submit Lunch Counts	Stu Inform
HR(M-F)	K Homeroom PowerTeacher Pro	40						

All current students (enrolled as of)

Family Communication

Educators can email individual students and families or groups of students and families

Current Classes

Exp	Course	Sec #	Attendance Status	Take Attendance	Multi-Day Attendance	Seating Chart	Submit Lunch Counts	Student Information	Message Students	Message Parents	Print Class Reports
HR(M-F)	K Homeroom PowerTeacher Pro	40									
All current students (enrolled as of today)											

PowerSchool SIS

Navigation

- PowerTeacher Pro
- Start Page
- Daily Bulletin
- Schedule
- Staff Directory
- Student Reports
- Student Directory
- Meals Reports
- Recommendations
- Attendance Summary
- Bell Schedule
- BrightArrow Search
- Device Manager
- Attendance Summary

Current Classes

Exp	Course	Sec #	Attendance Status	Take Attendance	Multi-Day Attendance
HR(M-F)	K Homeroom PowerTeacher Pro	40			

All current

Grade Book and Assignments

Click on PowerTeacher Pro under your class



Current Classes

Exp	Course	Sec #	Attendance Status	Take Attendance	Multi-Day Attendance	Seating Chart	Submit Lunch Counts	Student Information	Message Students	Message Parents	Print Class Reports
HR(M-F)	K Homeroom PowerTeacher Pro	40									
All current students (enrolled as of today)											

Grade Book and Assignments

PowerTeacher Pro HR(M-F) K Homeroom - 22-23

Assignments
Class T1 has not started.

No assignments currently exist for this class and selected reporting term.

Welcome to PowerTeacher Pro!

PowerTeacher Pro combines an intuitive user interface with robust functionality for managing the classroom. In addition to providing advanced features for both standards-based and traditional grading, PowerTeacher Pro improves tremendously on the previous gradebook. It also provides the same great user experience and full functionality from any computer or tablet, including Mac, Windows, iOS, Android, and Chromebooks.

Features include:

- Easy-to-use class progress graphs and charts
- Enhanced single student views, giving a 360-degree view of performance
- Quick access to assignment scoring
- Mark scores with Incomplete or Absent score codes
- Watch the What's New in PowerSchool video to see all of the new features available in PowerTeacher Pro!

Close

Help
Getting Started
What's New?

Change Text Size

Switch Applications

Select Classes

Enter Scores

Select Students

Elementary Grade Standards

Elementary schools use standard based grade scales

- We welcome you all to create assignments and connect them to a standard (best practices)
- Elementary student do not receive traditional grades (A,B,C,D,F)
- Each subject area and homeroom has specific standards assigned to these courses

* We will host a report card specific training in the fall and spring

Middle Grading

Middle schools use traditional based grade scales

NEW this year

- behavior and working habit standards for each course



Middle School Assignments

The curriculum department has created grade calculations and categories for:

Math, Science, Social Studies, and Language Arts / Literacy

- 2 categories : Process learning and evidence learning
- Only use categories with the school house (inactivate all others)

For all other classes; educators will be responsible for developing these

- Category weights must = 100%
- Total points must = 1

Middle School Weight Example (Core)

Product of Learning Reporting Descriptors or Grades - Weighting

Content	Grade Weighting	
Math Science Literacy Social Studies	<u>Category</u>	<u>Weight</u>
	Process of Learning Formative Assessments Tasks	15%
	Product/Evidence of Learning Summative Assessment Tasks (Evidence includes a minimum of 3 tasks aligned to the reporting standards)	85%

Middle School Weight Example (Other)

T1 Reporting Term for M1(A) 6TH SCIENCE

Formula Drop Low Scores

Calculate Overall Class Grade

TYPE	ATTRIBUTE	WEIGHT	PERCENT
Category Weighti...	Process of L...	15	15%
Category Weighti...	Formative As...	15	15%
Category Weighti...	Summative A...		

If the calculation type is Standards Weighting and the attribute is either Specific Weighting or Specific Sum, weights must be defined for each standard by the administrator at the course level. If the teacher security permissions are set to edit specific weights, then weights can be defined on the Specific Weights tab.

*** We will host report card specific trainings in the fall and spring**

...ys ED

...scores

Calculate Overall Class Grade

	ATTRIBUTE	WEIGHT	PERCENT
Total Points	Total Points	1	100%

If the calculation type is Standards Weighting and the attribute is either Specific Weighting or Specific Sum, weights must be defined for each standard by the administrator at the course level. If the teacher security permissions are set to edit specific weights, then weights can be defined on the Specific Weights tab.

PS Support

Send a ticket to sishelp@district65.net

Steve Mkrtshjan - SIS Manager

Sarita Smith - Student Assignment and SIS Director

