

6th Grade Students & Families

Welcome to 6th Grade - Please Read!

Hi 6th Grade students and families! Starting middle school is exciting, but also overwhelming, and we're here to help you every step of the way. We know you have lots of questions, and we will try our best to answer them all in the coming days and weeks, but here are some basics to get you started. Details for our "Meet the Teachers" virtual event, where you can get even more questions answered, are listed below. And remember, the first day of school is this **Thursday, August 27**. See you soon!

~Your Haven 6th Grade Team ***P.S. Please continue to check your email daily for updates about the first week of school.***


Meet the Teachers! Event Information

Who: 6th Grade Teachers, Parents/Guardians & Students

Where: Zoom (link: <https://rb.gy/ujsipn>)

When: Wednesday, August 26
from 4:30-5:15PM

***Submit questions by Tuesday here →**
(Just scan the QR code with your device's camera!)



If you are unable to attend, a recording will be shared subsequently.


Remote Learning Overview

Remote learning will NOT be the same as it was in the spring. In order to have an amazing school year, you will need to:

1. Check Google Classroom **every morning** for updates
2. Attend your virtual classes (on Zoom) **daily** - attendance and participation will count!
3. Do your best to complete your assignments **on time** - grades will count! Your teachers and peers can help.

Important Contact Information

- **Teachers:** Visit the Haven website staff directory or the 6th Grade website!



Scan this QR code with your device's camera to go straight to the 6th grade website!

General iPad Expectations

Congratulations! You have an iPad now. **When you have a school iPad, you must:**

- Charge your iPad every night so you are ready to go in the morning. Don't share your charger or other accessories with others, or you might lose them!

- **Tech support:** Email issues to student@district65.net

- Use only approved apps and visit approved websites. All of your activity can be tracked because it is a district iPad!

Daily Schedule - EXAMPLE

Students will attend **all of their classes** virtually Tuesdays-Fridays (the whole time will *not* be spent “live” in front of the screen). On Monday half days, students will have work to complete, but may not always meet with their teachers and classmates on Zoom. See below for an *example* schedule. Blank schedule templates will be shared with students virtually and students will fill them out with their specific class information.

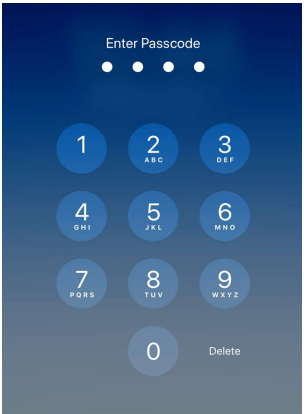

Period	Time	Subject	Teacher	Materials Needed	Daily Zoom Link
1	8:30-9:12	Math	Ms. Oblinger	<ul style="list-style-type: none"> ● iPad and stylus pen ● Notebook ● Graph paper ● Pencil 	
2	9:15-9:54	Math	(same as above)	(same as above)	
3	9:57-10:36	PE	Ms. Woodward	<ul style="list-style-type: none"> ● iPad 	
4	10:39-11:18	Advisory	Mr. Shavitz	<ul style="list-style-type: none"> ● iPad and stylus pen ● Paper and pencil 	
5	11:21-12:01	Social Studies	Mr. Martinez	<ul style="list-style-type: none"> ● iPad and stylus pen ● Notebook ● Pen or pencil 	
6	12:04-12:44	Science	Mr. Kite	<ul style="list-style-type: none"> ● iPad and stylus pen ● Notebook ● Pen or pencil 	
7	12:47-1:27	Lunch			
8	1:30-2:09	Media Arts	Ms. Taylor	<ul style="list-style-type: none"> ● iPad 	
9	2:12-2:51	LLA	Mr. Sills	<ul style="list-style-type: none"> ● iPad ● Independent Reading Book ● Notebook 	

				• Pen or pencil	
10	2:54-3:35	LLA	(same as above)	(same as above)	

Æ

iPad Setup for the First Day of School

Complete each box BEFORE Thursday (August 27) so you are ready for your first day.

<p>%r"</p>  <p>Have an adult at home sign in to your iPad. Have your passcode handy - maybe post it on the refrigerator!</p>	<p>&!"</p>  <p>Go to the District 65 Self-Service app and download the apps above if they are not already downloaded.</p> <p>Apps: Clips, Edpuzzle, Flipgrid, Gmail, Google Classroom, Google Docs, Google Drive, Google Slides, IXL, Kahoot, Khan Academy, Studysync, Zoom</p>
--	--

